

මාපා ගුරුගෙදර MAPA Gurugedara

Basic English

මූලික ඉංග්‍රීසි

The Course for O/L A

The English course every child must follow

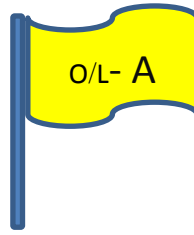
සෑම දරුවෙක් ම හැදෑරිය යුතු ම ඉංග්‍රීසි පාඨමාලාව
ඉව්වොඊ පිள்ளෙයුම පඨඊඊ වෙණ්ඨය ආඊඊඊ පාඨඊඊඊ

Instructions


English

Please read carefully before following the course.

Find where you are



A clear route
for
guaranteed
success



Exam Question Papers			English for O/L's	To Grade 11
Reading And Comprehension	grammar	Writing diary, letters and essays		

Test	Basic English-lish grammar and writing	From Grade 6
More Adjectives		
Let's Use Adjectives		
Auxiliaries		
Let's Use Verbs		
Basic sentences		
Possession		
A, an, the		
Singular - Plural		

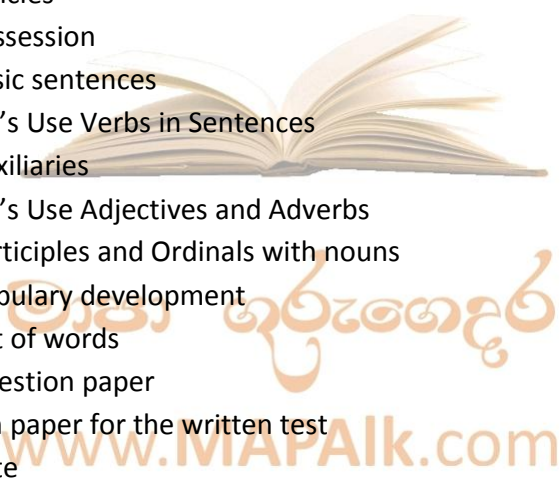
My First 1000 Words Spellings Test		My First 1000 Words	Pre School and Primary School
Spellings Practice	Spel. Special Cases		
Singlish	Oral Test		
Let's Write & Read Names	Step VI(oral)		

English ABCD	Test	Drawing and colouring pictures	My First 1000 Words	Pre School and Primary School
	Alphabetical Order			
	Copywriting			
	Writing Single Letters			
	Alphabet			



Welcome to “Basic English” – the English course every child must follow.
“Basic English” is the 3rd course in the “Total English Solution”.

This set includes the following.

1. Instructions Manual
(to read carefully prior to the commencement of the course in order to learn how to follow it to get the best result)
 2. Grammar books
 - I. Singular - Plural
 - II. Articles
 - III. Possession
 - IV. Basic sentences
 - V. Let’s Use Verbs in Sentences
 - VI. Auxiliaries
 - VII. Let’s Use Adjectives and Adverbs
 - VIII. Participles and Ordinals with nouns
 3. For vocabulary development
 - I. List of words
 - II. Question paper
 4. Question paper for the written test
 5. Certificate
- 

Check and ensure that nothing is missing.

Objectives of this course

The main objectives of this course is to have training to build up simple sentences using the words learnt during the course “My First 1000 Words”.

It can also be divided into four subobjectives as follows.

1. Building up simple sentences using nouns (Only the two verbs that are used to express an existing status will have to be used.)
2. Building up simple sentences using verbs (that denote actions or occurrences)

3. Building up simple sentences using adjectives
4. Beautifying the built simple sentences using adverbs, prepositions and other suitable words (words learnt and not learnt during the course "My First 1000 Words")

The relationship of this course with the other courses in the "Total English Solution"

After completing the course "My First 1000 Words", the student can follow this course "Basic English".

There is a reciprocal relationship between the content of the course of "My First 1000 Words", the second course in the "Total English Solution" and the content of this third course, "Basic English".

To construct sentences using only the two verbs "be" and "have" which are used to express an existing status and using nouns a great deal is the purpose of the fourth grammar book. It is in the first four steps in "My First 1000 Words" that 650 nouns necessary for this can be learnt.

The purpose of the first grammar book is to study on singular and plural to some extent, since the plural nouns have to be compulsorily used in the construction of those sentences. To study how to correctly use in English the indefinite article that comes with those singular nouns (eg a book) in the case where singular nouns have to be used in the building sentences, and the definite article that comes with both singular and plural nouns (eg the book / book) is the purpose of the second grammar book. If an idea of ownership has to be expressed in the building sentences, to study how to express it is the purpose of the third grammar book. Accordingly, facts that are helpful for achieving the desired objectives of the fourth book are covered by the first, the second and the third books.

Learning how to perform commands and requests and how to build present and past tense sentences using the verbs that the student has learned in step 5 in "My First 1000 Words" is the purpose of the fifth grammar book. Here a few simple things that can be useful in making a sentence which is built this way even more beautiful can also be learned.

The purpose of the sixth book is to study how these sentences, which are formed by putting the verb in the first place, are expressed in more different tenses, including the future tense, and how the verb is expressed in different forms (such as with doubt, emphasis).

The purpose of the seventh book is to learn how adjectives learned in step six in "My First 1000 Words" are used with other nouns, and how to construct sentences matching nouns and adjectives appropriately to express a quality of a certain person or animal or thing.

The seventh book also discusses the adverbs that can be formed by adjectives. The sentences the student learned to build Studying the fifth and the sixth books, can be made more meaningful and beautiful by using these adverbs.

How some portion of the verbs learned in step 5 in "My First 1000 Words" can be used with nouns just like adjectives, and the ordinal numbers corresponding to the numerical names learned with a quantitative sense, in the first three steps in "My First 1000 Words", and their uses can be learned by studying the eighth book.

So you will see that there is a horizontal and vertical relationship between each of these eight books and each step in "My First 1000 Words".

That is, the knowledge and (sentence-building) skills gained by studying the first book are highly essential to study the next book.

"My First 1000 Words"		"Basic English"
1. First Step - 150 nouns 2. Second Step - 150 nouns 3. Third Step - 175 nouns 4. Fourth Step – 175 nouns	➔	1. Singular - Plural 2. Articles 3. Possession 4. Basic sentences
5. Fifth Step - 300 verbs	➔	5. Let's Use Verbs in Sentences 6. Auxiliaries
6. Sixth Step – 50 adjectives	➔	7. Let's Use Adjectives and Adverbs 8. Participles and Ordinals with nouns

As there is such a connection between these two courses, "My First 1000 Words" and "Basic English", following this course "Basic English" without completing my "First 1000 Words" would be a futile effort.

And also there is a mutual relationship even between the content of this course of "Basic English" and the content of "English for O/Level" which is the final course in "Total English Solution". That is, the grammar and the writing that have to be learnt during that course are based on the basic grammar facts and the writing that have to be learnt during this course.

Motivating the student

When the student completes each of the eight major steps and the written test in this course of "Basic English", the teacher can colour the relevant box in the student's progress report (page 2).

The function of coloring the relevant boxes in the student's progress report to motivate them should be remembered not only in the "Basic English" course but also in the other three courses included in the "Total English Solution".

Instructions / Steps to follow the course "Basic English"

Step 1 - Singular - Plural

Singular - Plural means the number of a noun.

Complete it by following the instructions in that book.

In the "Basic English" course, learning this much about singular and plural is sufficient and it will help the student to express correctly most of the ideas that the student has to express.

The student can gain knowledge on singular and plural beyond this level in a lesson in the "English for O / Level " course.

Step 2 - Articles

Articles means these three terms **a**, **an** and **the**.

'A' and 'an' which are used with singular nouns (eg a book) and 'the' which is used with both singular and plural nouns (eg the book / books)

can be studied here. The word "ඒ"(the) used to refer to a specific thing is not always pronounced in Sinhala.

The correct method to choose the correct one out of the two terms 'a' and 'an' both of which are used to denote indefiniteness can be learned here. The student will also be able to identify the flaws in the popular methodology which is rooted in the society in choosing the correct one out of those two terms.

Study all of them following the instructions in the book.

Step 3 - Possession

Possession means ownership.

Here the student can learn how to combine names of persons (eg Kumara) which the student has learned in "Let's Write and Read Names" in "My First 1000 Words" and the words that they have learned in that course and so far in this course to denote sense of ownership.

As a new thing, seven pronouns like I and we and their corresponding possessive forms my, our... can be learned here.

Study all of them following the instructions in the book.

Step 4 - Basic sentences

Basic sentences means basic sentence patterns.

A few sentence patterns which are helpful to express about an existing status, without expressing something about an action or a happening, using the nouns learned in "My First 1000 Words" and the facts learned in the above three steps in "Basic English" can be learned here.

Study all of them by following the instructions in the book.

Step 5 - Sentences in Let's Use Verbs

Let's Use Verbs in Sentences means the usage of verbs in sentences.

How to build command sentences and present tense and past tense sentences using the verbs learned in "My First 1000 Words" can be principally learned here. In addition, a few meanings are also discussed

that can be made by making little additions to the main verb. These meanings will be useful in making the sentences which are already built including the subject and the verb more beautiful and meaningful.

Study all of them by following the instructions in the book.

Step 6 - Auxiliaries

Auxiliaries means helping verbs.

Coming before a main verb how these verbs change the appearance of a main verb can be learned here.

Study all of them following the instructions in the book.

It is a great pleasure to say that by the end of the sixth step above, the student has studied 9 out of 12 active voice sentence patterns and 3 out of 8 passive voice sentence patterns which the student has to learn in the lesson of tenses which is one of the most important grammar lessons in English language.

Step 7 - Let's Use Adjectives and Adverbs

Let's Use Adjectives and Adverbs means the usage of adjectives and adverbs.

Here the student can principally learn how to build simple sentences using adjectives with nouns.

In the "Basic English" course, that ability alone is sufficient, and the student can learn how to use adjectives for comparison which is beyond this basic level in a lesson in the "English for O / Level" course.

Study all of them following the instructions in the book.

Step 8 - Participles and Ordinals with nouns

Participles and Ordinals with nouns means the usage of present and past Participles and Ordinal numbers with nouns.

how to use past and present participles that the student already know with a slight difference in meaning with nouns just like adjectives and how to use ordinal numbers with nouns just like adjectives can be principally learned here.

Study all of them following the instructions in the book.

Step 9 - Vocabulary Test

At the end of the course, to face the written test the student must have armed himself with a sound vocabulary. Here the words the student has learned in the two courses "My First 1000 Words" and "Basic English" will be useful for him. This set of learning aids contains a collection of new words which have not yet been learned though necessary for answering the question paper. It is a must to study and memorize those words before taking the written test.

Study the list of words first. Then by answering the question paper, student's memory can be checked.

It is not advisable to face the written test without a good memory of those words.

Step 10 - Enrichment Stage

In order to enhance the student's language knowledge furthermore, the following topics can be discussed at this stage. An assignment also can be given to the child.

With regard to the fourth, fifth, sixth and seventh steps above (Basic sentences, Let's Use Verbs, Auxiliaries and Let's Use Adjectives)

- ✓ How to express those sentences in the negative sense
- ✓ How to ask questions in a similar manner to how 'ඊ' is used at the end of the sentence in Sinhala.
- ✓ How to ask questions using other question words like Who? Whom? To whom? Whose? What? How? Where? When?

Step 11 - Written Examination

The student can be given the written test which comes herewith to assess how well the student has learned the facts included in this course of

"Basic English". If he has scored more than 65% in that test, he can move on to the next step, Presentation.

But it is better to go to the next step with a score of 75% to 85% having tried this Written Test several times. This will reduce the inconveniences ahead.

Step 12 - Presentation

After the written test, the student should make a presentation explaining the grammar rules that caused him to answer that way in the written test. It aims to discourage scoring in the written test by using such methods as answering questions with suspicion and answering without knowing the answers. And also this is a good opportunity to test other language skills, such as reading, listening and speaking and personality traits to some extent.



Step 13 - The End

Certificate may be issued if the student has done the above presentation to the satisfaction of the teacher. This is the certificate that tells the student in advance that he will pass the O / L English paper with a better result.

Patience brings comfort.

I expect the student not to leave the course until he becomes successful. It requires a great deal of patience, both for the student and his parents / guardians. The student will definitely be rewarded with the best prize for this patience in ordinary level English.

I am


Kanishka Jayathilaka – Teacher

To read the Sinhala and Tamil translations of this guide:

<http://www.MAPAlk.com/english/basicenglish/>

4 courses - 1 target

Total English Solution



English for O/Level

Basic English

My First 1000 Words

English ABCD

Total English Solution

සම්පූර්ණ ඉංග්‍රීසි විසඳුම

මාපා ගුරුතෙදුර්

071 8 111 600

www.MAPAlk.com

Grade 1

Grade 5

Grade 6

-

Grade 11



වචන
words

වාක්‍ය
sentences

රචනා
compositions



English ABCD

Let's start from alphabet

MY FIRST 1000 WORDS

- ✓ First step – 150 nouns
- ✓ Second step – 150 nouns
- ✓ Third step – 175 nouns
- ✓ Fourth step – 175 nouns
- ✓ Fifth step – 300 nouns
- ✓ Sixth step – 50 nouns

Basic English

Basic grammar and writing

- ✓ Singular – Plural
- ✓ A, an, the
- ✓ Possession
- ✓ Basic sentences
- ✓ Let's Use Verbs
- ✓ Auxiliaries
- ✓ Let's Use Adjectives
- ✓ More Adjectives

English for O/L

For best results

- ✓ Tenses
- ✓ Active voice
- Passive voice
- ✓ Direct speech
- Indirect speech
- And many more ...
- ✓ Letter writing
- ✓ Comprehension
- ✓ Essay writing
- And many more ...
- ✓ Question papers

ප්‍රමුඛ ඉංග්‍රීසි කතරණය - භෞමික ඉංග්‍රීසි ආකාරයට
Success has no shortcuts. පියවර නොගනිය යුතුයි මං නොමැක.